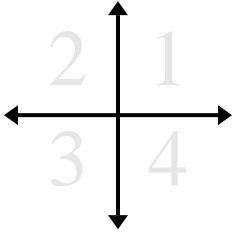




Determine which quadrant each pair of coordinates will be in.



Answers

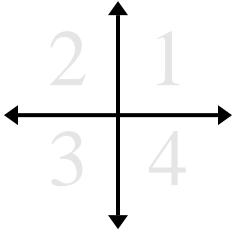
Ex. 1 2 3 4

- |                      |            |            |            |
|----------------------|------------|------------|------------|
| <b>Ex)</b> (7 , 2)   | (-7 , 2)   | (-7 , -2)  | (7 , -2)   |
| <b>1)</b> (14 , 6)   | (-14 , -6) | (-14 , 6)  | (14 , -6)  |
| <b>2)</b> (-1 , -14) | (1 , -14)  | (-1 , 14)  | (1 , 14)   |
| <b>3)</b> (-3 , -2)  | (-3 , 2)   | (3 , -2)   | (3 , 2)    |
| <b>4)</b> (4 , 15)   | (-4 , -15) | (-4 , 15)  | (4 , -15)  |
| <b>5)</b> (1 , 8)    | (-1 , -8)  | (1 , -8)   | (-1 , 8)   |
| <b>6)</b> (18 , 1)   | (-18 , -1) | (18 , -1)  | (-18 , 1)  |
| <b>7)</b> (12 , 3)   | (-12 , -3) | (-12 , 3)  | (12 , -3)  |
| <b>8)</b> (2 , -17)  | (-2 , 17)  | (2 , 17)   | (-2 , -17) |
| <b>9)</b> (4 , -14)  | (4 , 14)   | (-4 , -14) | (-4 , 14)  |
| <b>10)</b> (-5 , 2)  | (5 , -2)   | (5 , 2)    | (-5 , -2)  |

1. \_\_\_\_\_
2. \_\_\_\_\_
3. \_\_\_\_\_
4. \_\_\_\_\_
5. \_\_\_\_\_
6. \_\_\_\_\_
7. \_\_\_\_\_
8. \_\_\_\_\_
9. \_\_\_\_\_
10. \_\_\_\_\_



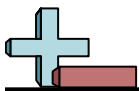
Determine which quadrant each pair of coordinates will be in.



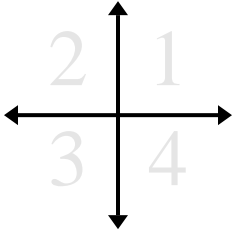
<b>Ex)</b> (7 , 2)	(-7 , 2)	(-7 , -2)	(7 , -2)
<b>1)</b> (14 , 6)	(-14 , -6)	(-14 , 6)	(14 , -6)
<b>2)</b> (-1 , -14)	(1 , -14)	(-1 , 14)	(1 , 14)
<b>3)</b> (-3 , -2)	(-3 , 2)	(3 , -2)	(3 , 2)
<b>4)</b> (4 , 15)	(-4 , -15)	(-4 , 15)	(4 , -15)
<b>5)</b> (1 , 8)	(-1 , -8)	(1 , -8)	(-1 , 8)
<b>6)</b> (18 , 1)	(-18 , -1)	(18 , -1)	(-18 , 1)
<b>7)</b> (12 , 3)	(-12 , -3)	(-12 , 3)	(12 , -3)
<b>8)</b> (2 , -17)	(-2 , 17)	(2 , 17)	(-2 , -17)
<b>9)</b> (4 , -14)	(4 , 14)	(-4 , -14)	(-4 , 14)
<b>10)</b> (-5 , 2)	(5 , -2)	(5 , 2)	(-5 , -2)

Answers

Ex.	<u>1</u>	<u>2</u>	<u>3</u>	<u>4</u>
1.	<u>1</u>	<u>3</u>	<u>2</u>	<u>4</u>
2.	<u>3</u>	<u>4</u>	<u>2</u>	<u>1</u>
3.	<u>3</u>	<u>2</u>	<u>4</u>	<u>1</u>
4.	<u>1</u>	<u>3</u>	<u>2</u>	<u>4</u>
5.	<u>1</u>	<u>3</u>	<u>4</u>	<u>2</u>
6.	<u>1</u>	<u>3</u>	<u>4</u>	<u>2</u>
7.	<u>1</u>	<u>3</u>	<u>2</u>	<u>4</u>
8.	<u>4</u>	<u>2</u>	<u>1</u>	<u>3</u>
9.	<u>4</u>	<u>1</u>	<u>3</u>	<u>2</u>
10.	<u>2</u>	<u>4</u>	<u>1</u>	<u>3</u>



Determine which quadrant each pair of coordinates will be in.



Ex)

1)

2)

3)

4)

5)

6)

7)

8)

9)

10)

Answers

Ex. 1 2 3 4

1. \_\_\_\_\_

2. \_\_\_\_\_

3. \_\_\_\_\_

4. \_\_\_\_\_

5. \_\_\_\_\_

6. \_\_\_\_\_

7. \_\_\_\_\_

8. \_\_\_\_\_

9. \_\_\_\_\_

10. \_\_\_\_\_